

# Project Title: MediSim VR

Group Members: 1. Sohail Akthar Shaik

Data Science

[Sohailaktharshaik@my.unt.edu](mailto:Sohailaktharshaik@my.unt.edu)

2. Satya Ram Pendurthi

Information Science

[Satyarampendurthi@my.unt.edu](mailto:Satyarampendurthi@my.unt.edu)

3. Subha Satya Rishitha Kodamalla

Data Science

[subhasatyarishithakodamalla@my.unt.edu](mailto:subhasatyarishithakodamalla@my.unt.edu)

4. Sai Krishna Narasimha Kakollu

Data Science

[SaiKrishnaKakollu@my.unt.edu](mailto:SaiKrishnaKakollu@my.unt.edu)

5. Harshita Pamu

Information Science

[HarshitaPamu@my.unt.edu](mailto:HarshitaPamu@my.unt.edu)

6. Gunda Charan

Information Science

[GundaCharan@my.unt.edu](mailto:GundaCharan@my.unt.edu)

Faculty Name: Dr. Sharad Sharma, Professor, Department of Information Science, College of Information,

Email address: [sharad.sharma@unt.edu](mailto:sharad.sharma@unt.edu)

Affiliation: University of North Texas

## Abstract

In today's ever-evolving healthcare landscape, effective hospital management and healthcare administration are paramount for ensuring quality patient care and operational efficiency. With the ongoing challenges posed by the COVID-19 pandemic, the need for innovative solutions in healthcare management has become increasingly apparent.

This project aims to address these pressing needs by developing "MediSim VR," a comprehensive virtual reality simulation platform. "MediSim VR" provides an immersive environment where players assume the role of hospital administrators, tasked with overseeing various aspects of hospital operations, patient care, staff management, and COVID-19 precautions.

The importance of this project lies in its ability to offer realistic and dynamic training experience for healthcare administrators, enabling them to develop critical skills and decision-making abilities in a risk-free virtual environment. By simulating the complexities of hospital management, including the implementation of COVID-19 protocols, "MediSim VR" equips users with the knowledge and expertise needed to navigate real-world healthcare challenges effectively.

Ultimately, this VR environment serves as a valuable tool for healthcare professionals, administrators, and students, providing them with a hands-on learning experience that enhances their understanding of hospital management practices and prepares them to excel in their roles. Through "MediSim VR," healthcare organizations can benefit from improved operational efficiency, enhanced patient care, and a more skilled workforce equipped to tackle the complexities of modern healthcare administration.

**Keywords:** Virtual Reality, User Interaction, Application Development

## I. Introduction

### Goals and Objectives:

The primary goal of the project is to develop a comprehensive virtual reality simulation platform, "MediSim VR," that immerses users in the intricate world of hospital management and healthcare administration. The specific objectives include Realistic Simulation: Create a realistic virtual environment that accurately replicates the challenges and scenarios encountered in hospital management, including patient care,

staff coordination, and COVID-19 precautions.

**Interactive Learning Experience:** Design interactive gameplay mechanics and scenarios that engage users and promote active learning, allowing them to make decisions and witness the consequences in a controlled virtual setting.

**Skill Development:** Provide users with opportunities to develop critical skills in hospital management, such as resource allocation, crisis management, and effective communication, through simulated scenarios and challenges.

**Integration of COVID-19 Protocols:** Incorporate realistic COVID-19 protocols and precautions into the simulation, including patient triage, infection control measures, and vaccine distribution, to prepare users for managing healthcare facilities during public health crises.

**Hospital Layout:** The virtual environment includes a detailed layout of a modern hospital facility, complete with various departments and areas commonly found in healthcare settings. This includes emergency rooms, operating theaters, and intensive care units.

**Interactive Spaces:** Each area within the hospital environment is interactive, allowing users to explore and interact with different elements and objects. Users can move freely within the virtual space, navigate through corridors and rooms, and other objects as they would in a real hospital setting.

**Patient Areas:** Specific areas within the hospital are dedicated to patient care, including examination rooms, patient wards, and triage areas. These spaces are designed to simulate realistic patient scenarios, where users can assess patient conditions, administer treatments, and make critical decisions regarding patient care.

**Staff Zones:** The environment includes designated areas for hospital staff, such as nurses' stations, doctor's offices. **COVID-19 Preparedness:** Given the ongoing importance of pandemic preparedness in healthcare, the environment includes features related to COVID-19 management. This includes designated isolation areas, screening

checkpoints, infection control measures, and protocols for managing suspected or confirmed cases of COVID-19.

## Target Audience:

The target audience for the "MediSim VR" application includes:

1. **Healthcare Professionals:** Doctors, nurses, hospital administrators, and other healthcare professionals.
2. **Healthcare Administrators:** Hospital managers, healthcare executives, and decision-makers.
3. **Healthcare Students:** Medical students, nursing students, and other healthcare trainees.

Our intention in developing "MediSim VR" is to provide a realistic and immersive platform for training and education in healthcare administration. We aim to:

1. **Enhance Skills:** Allow users to develop critical skills in hospital management, patient care, and staff coordination through hands-on, interactive experiences.
2. **Prepare for Challenges:** Prepare healthcare professionals and administrators to navigate the complexities of healthcare administration, including crisis situations like the COVID-19 pandemic.
3. **Bridge the Gap:** Bridge the gap between theoretical knowledge and practical application by offering a simulated environment where users can apply their learning in realistic scenarios.

This application is useful for several reasons:

1. **Realistic Training:** It provides a realistic and immersive training experience that closely mirrors the challenges and scenarios encountered in actual hospital settings.
2. **Risk-Free Environment:** Users can make decisions and learn from their mistakes in a risk-free virtual environment, without compromising patient safety or operational efficiency.
3. **Continuous Learning:** The application offers opportunities for continuous learning and skill development, allowing healthcare professionals to stay updated on best practices and emerging trends in healthcare administration.
4. **Cost-Effective:** It offers a cost-effective alternative to traditional training methods, such as workshops or seminars, by eliminating the need for physical resources and logistics.

## Importance and Utility:

MediSim VR serves as a critical tool for training and preparing healthcare managers, enhancing their decision-making skills and operational effectiveness in real-life situations.

## II. Related Work

### 1. Virtual Reality Simulation for Healthcare Training:

- Park, J. H., Lee, Y., & Hong, J. (2020). Virtual Reality Simulation-Based Training in Healthcare. *The Korean Journal of Medical Education*, 32(2), 95–106.

- This paper discusses the efficacy of VR simulation in healthcare training, highlighting its benefits in improving procedural skills, decision-making, and patient outcomes.

### 2. Hospital Management Simulation Games :

- Marques, R., & Sousa, P. (2020). Management Games in Healthcare Education: A Systematic Literature Review. *International Journal of Environmental Research and Public Health*, 17(18), 6648.

- The study explores the use of management games in healthcare education, providing insights into their effectiveness in teaching hospital management concepts and fostering critical thinking skills.

### 3. Virtual Patient Simulations:

- Ruivo, M. S., & Miranda, T. (2019). Virtual Patients for Training and Assessment of Clinical Reasoning Competence: A Systematic Review. *Medical Teacher*, 41(4), 413–420.

- This systematic review evaluates the use of virtual patient simulations for training and assessing clinical reasoning competence in medical education, highlighting their potential for enhancing diagnostic and decision-making skills.

### 4. COVID-19 Simulation Training:

- Rosen, M. A., & Greenberg, J. (2020). Integrating COVID-19 Simulation Models into Pandemic Response and Preparedness. *Journal of Healthcare Management*, 65(4), 237–244.

- The paper discusses the integration of COVID-19 simulation models into pandemic response and preparedness efforts, emphasizing the importance of simulation training in improving healthcare system readiness and resilience.

### 5. Virtual Reality Training for Crisis Management:

- Ficarra, B. J., et al. (2020). Virtual Reality Crisis Training: Preparing Hospital Staff for the COVID-19 Pandemic. *Journal of Medical Internet Research*, 22(12), e23853.

- This study investigates the use of virtual reality crisis training for preparing hospital staff for the COVID-19 pandemic, demonstrating its effectiveness in enhancing staff preparedness and confidence in managing crisis situations.

### 6. Healthcare Administration Simulation Tools:

- Karamanis, D., & Katzourakis, A. (2018). Serious Games for Healthcare Management: A Systematic Review. *Simulation & Gaming*, 49(4), 422–441.

- The systematic review explores the use of serious games for healthcare management training, providing insights into the design principles, effectiveness, and challenges of simulation tools in this domain.

### 7. User Experience in VR Training:

- Bowman, N. D., et al. (2020). The Effects of VR Game Design on Player Immersion and Enjoyment: Investigating the Roles of Envelope, Guidance, and Feedback. *Human-Computer Interaction*, 35(1), 1–49.

- This research examines the effects of VR game design on player immersion and enjoyment, offering insights into design factors that contribute to a positive user experience in VR training applications.

### Overview:

"MediSim VR" is a virtual reality simulation platform designed to immerse users in the intricate world of hospital management and healthcare administration. Drawing upon the insights from related work, our project aims to leverage the immersive capabilities of VR technology to provide a realistic and effective training environment for healthcare professionals and administrators. Through interactive scenarios and simulations, users will have the opportunity to develop critical skills in hospital management, patient care, staff coordination, and crisis preparedness, with a particular focus on addressing challenges such as COVID-19 management.

### Comparison to Existing Work:

While existing research has explored various aspects of virtual reality training and simulation in healthcare, "MediSim VR" distinguishes itself by offering a comprehensive and immersive platform specifically tailored for healthcare administration. While some studies have focused on virtual patient simulations or crisis management training, our project fills a gap by providing a holistic training environment that encompasses the diverse challenges of hospital management and administration. Additionally, "MediSim VR" integrates cutting-edge VR technology with evidence-based practices in healthcare education to deliver an engaging and effective training experience for users.

### III. Implementation

#### System Architecture:

System Architecture Diagram

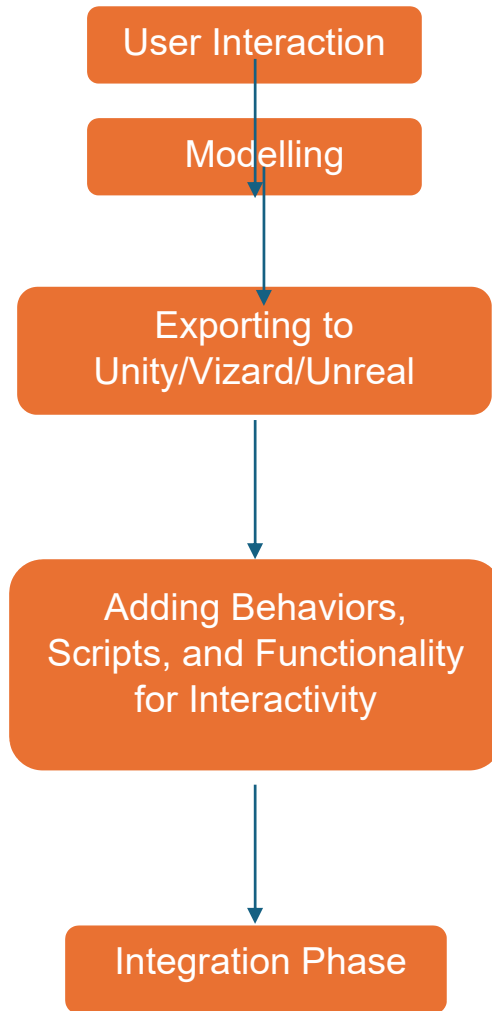


Diagram 1

## Modeling Phase:

### Geometry:

Planned geometry includes the layout of hospital buildings, interior spaces, and outdoor areas. This encompasses the creation of walls, floors, ceilings, corridors, rooms, and other architectural elements using 3D modeling software.

Geometry also extends to the placement of furniture, fixtures, medical equipment, and landscaping elements within the environment to create a realistic and functional hospital setting.

### Textures:

Textures are used to add visual detail and realism to the environment. This includes applying textures to surfaces such as walls, floors, and furniture to simulate materials like wood, metal, glass, and fabric.

Textures are carefully chosen and mapped onto geometry to create realistic surface appearances, including variations in color, reflectivity, and surface imperfections.

### Animations:

Animations are used to bring dynamic elements within the environment to life. This includes animating moving parts of medical equipment, such as monitors, doors, and surgical instruments.

Character animations are used to animate hospital staff, patients, and visitors, including walking, talking, gesturing, and performing medical procedures.

### Behavior and Functionality:

Planned behavior and functionality include interactive elements and scripted behaviors that allow users to engage with the virtual environment and perform specific actions.

For example, users can interact with objects such as doors, drawers, and medical devices, triggering scripted responses such as opening, closing, or activating specific functions.

Behavior and functionality also extend to AI-controlled characters, which exhibit realistic behaviors and responses based on user interactions and scripted events.

### Interactivity:

Interactivity is a key aspect of the environment, allowing users to manipulate objects, interact with NPCs, and perform actions relevant to hospital management and healthcare administration.

Planned interactivity includes features such as patient assessment, diagnosis, treatment, staff coordination, administrative tasks, and emergency response simulations.

### User Interface (UI):

A user interface is designed to provide users with relevant information, feedback, and controls within the VR environment. This includes UI elements such as menus, buttons, tooltips, and status indicators.

The UI facilitates user interactions, navigation, and decision-making within the virtual environment, ensuring a seamless and intuitive user experience. The built VR environment in "MediSim VR" is meticulously designed to replicate the intricate and realistic setting of a hospital facility. Here's a detailed description of the various elements included in the environment.

### Architectural Modeling:

Maya is used to create the architectural elements of the hospital building, including walls, floors, ceilings, and structural components. Using Maya's modeling tools such as extrusion, beveling, and snapping, the overall layout and dimensions of the hospital are established.

### Interior Design:

Maya is utilized to design the interior spaces of the hospital, such as patient rooms, operating theaters, waiting areas, and administrative offices. Furniture, fixtures, and equipment are modeled within Maya to furnish these spaces realistically.

### Medical Equipment Modeling:

Maya is employed to model various medical equipment and devices found within the hospital environment, including examination tables, hospital beds, IV stands, monitors, and diagnostic tools. These models are created with precision to accurately represent their real-world counterparts.

### Furniture and Fixtures:

Maya is used to model furniture and fixtures such as chairs, desks, cabinets, and medical carts, which populate different areas of the hospital. These models are designed to match the overall aesthetic and functionality of the hospital environment.

### Landscape Elements:

Maya can also be used to model landscape elements such as trees, shrubs, and outdoor amenities to enhance the exterior surroundings of the hospital. These elements contribute to creating a visually appealing and immersive outdoor environment.

### Detailing and Texturing:

Once the basic geometry is created in Maya, additional detailing and texturing are applied to enhance the realism of the models. Maya's texturing tools are utilized to apply materials, textures, and shaders to surfaces, creating realistic surface appearances.

#### Optimization:

Maya is used to optimize models for efficient performance within the Unity game engine. This includes reducing polygon counts, optimizing mesh topology, and creating LODs (Level of Detail) to ensure optimal performance while maintaining visual fidelity.

## Exporting Phase:

#### Exporting Models:

After modeling and texturing are complete, the models are exported from Maya in a format compatible with Unity, such as FBX or OBJ. Maya's export options allow for fine-tuning of settings to ensure seamless integration with Unity.

#### Hospital Building:

The hospital building is modeled with attention to detail, featuring accurate architecture, facades, and structural elements. It includes different wings, floors, and departments commonly found in a real-world hospital setting.

#### Interior Spaces:

Each interior space within the hospital, such as patient rooms, operating theaters, waiting areas, and administrative offices, is meticulously modeled to reflect the layout and functionality of a typical healthcare facility.

#### Medical Equipment:

Various medical equipment and devices are strategically placed throughout the environment, including examination tables, hospital beds, IV stands, monitors, and diagnostic tools. These elements contribute to the authenticity and realism of the hospital setting.

#### Furniture and Fixtures:

Furniture such as chairs, desks, cabinets, and medical carts are incorporated into the environment to furnish different areas of the hospital. These elements serve both functional and aesthetic purposes, enhancing the usability and visual appeal of virtual space.

#### Landscape Elements:

The exterior surroundings of the hospital are landscaped with trees, shrubs, and greenery to create a serene and welcoming atmosphere. Outdoor spaces such as courtyards, gardens, and parking lots are included to provide users with a sense of immersion and spatial context.

#### People and Staff:

Virtual characters representing hospital staff, patients, and visitors are integrated into the environment to populate the virtual space. Staff members such as doctors, nurses, and administrative personnel are animated and programmed to perform their respective roles within the hospital setting.

#### COVID-19 Precautions:

Special attention is given to integrating COVID-19 precautions and safety measures into the environment, including signage, hand sanitizer stations, protective barriers, and designated screening areas. These elements reflect the importance of infection control and patient safety in healthcare settings.

## Behavior and Scripting Phase:

#### Scripting Game Behavior:

C# scripts are written to define the behavior of game objects within Unity scenes. These scripts can control movement, animation, physics interactions, user input handling, and more.

For example, a C# script attached to a player character might handle input from the keyboard or controller, move the character based on input, and trigger animations or other actions in response to events.

#### Creating Custom Components:

Developers use C# to create custom components that can be attached to game objects in Unity. These components encapsulate specific functionality or behavior that can be reused across different objects in the game.

For instance, a C# script might define a custom AI component for enemy characters, allowing them to navigate the game world, detect the player, and engage in combat.

#### Implementing Game Logic:

C# scripts are responsible for implementing game logic, such as scoring systems, level progression, game rules, and win/lose conditions. These scripts define how the game responds to player actions and events.

For example, a C# script might manage the scoring mechanism for a puzzle game, incrementing the player's score when they complete a puzzle and updating the UI to display the current score.

#### Interacting with Unity API:

C# scripts interact with Unity's API (Application Programming Interface) to access built-in Unity features and

functionality. This includes manipulating game objects, accessing components, handling physics, managing audio, and more.

For instance, a C# script might use Unity's physics API to apply forces to objects, simulate collisions, or detect trigger events between game objects.

#### Debugging and Error Handling:

Developers use C# to implement error handling and debugging features in their Unity projects. This includes logging debug messages, handling exceptions, and diagnosing runtime errors to identify and fix issues during development.

## IV. Functionality

### Key Functionalities:

#### Vision:

The vision of "MediSim VR" is to revolutionize healthcare management and administration training by providing a highly immersive and interactive virtual reality experience. Here's the vision statement:

"In 'MediSim VR,' we envision a cutting-edge virtual reality simulation that sets a new standard for healthcare management and administration training. Our vision is to create a dynamic and realistic virtual environment where users can step into the role of a hospital administrator and navigate the complex challenges of running a healthcare facility. Through immersive experiences, realistic scenarios, and interactive gameplay, 'MediSim VR' aims to empower users with the knowledge, skills, and confidence needed to excel in healthcare leadership roles.

Our vision for 'MediSim VR' encompasses the following key elements:

1. **Immersive Realism:** We strive to create a virtual environment that feels true to life, with meticulously detailed hospital settings, lifelike animations, and authentic audio design. By leveraging the power of virtual reality technology, we aim to transport users into a fully immersive experience that mirrors the complexities and nuances of real-world healthcare management.

2. **Interactive Learning:** 'MediSim VR' is designed to be more than just a passive learning tool – it's an interactive

training platform where users actively engage with the virtual environment, make decisions, and see the consequences of their actions unfold in real-time. Through hands-on learning experiences and dynamic feedback mechanisms, users can develop critical thinking skills, problem-solving abilities, and leadership competencies essential for success in healthcare administration.

3. **Scalable Education:** Our vision for 'MediSim VR' extends beyond individual training sessions to encompass scalable education solutions that can be deployed across diverse learning environments. Whether used for individual skill-building, team-based training exercises, or large-scale educational initiatives, 'MediSim VR' offers flexible and customizable experiences tailored to the unique needs of healthcare organizations, academic institutions, and training programs.

4. **Continuous Innovation:** As technology evolves and healthcare practices evolve, so too will 'MediSim VR.' We are committed to ongoing innovation and improvement, leveraging advancements in virtual reality, artificial intelligence, and simulation technology to enhance the realism, effectiveness, and accessibility of the platform. Through collaboration with healthcare professionals, educators, and industry experts, we will continually refine and expand 'MediSim VR' to meet the evolving needs of the healthcare community.

5. **Impactful Outcomes:** Ultimately, our vision for 'MediSim VR' is to drive meaningful outcomes in healthcare education and practice. By empowering healthcare leaders with the knowledge, skills, and confidence to excel in their roles, we aim to improve patient care, enhance operational efficiency, and drive positive change within healthcare organizations and communities worldwide."

#### Sound:

##### Speech:

Voiceovers or scripted dialogue can be used to provide informative narration or instructions to users as they navigate the virtual hospital environment. This can include explanations of hospital protocols, guidance on patient care procedures, and safety reminders related to COVID-19 precautions.

Hospital staff NPCs (non-Player Characters) can engage in scripted conversations with users, providing information, answering questions, and offering guidance on various aspects of hospital management and healthcare administration.

##### Music:

Background music can be used to set the tone and atmosphere of the virtual hospital environment. Calm and

soothing music may be played in waiting areas and patient rooms to create a comforting atmosphere, while more dynamic and uplifting music may accompany moments of triumph or achievement.

Music cues can also be used to indicate important events or transitions within the simulation, such as the start of a new scenario, the completion of a task, or the onset of an emergency situation.

#### Ambient Sounds:

Ambient sounds are essential for creating a realistic and immersive audio environment within the virtual hospital. This includes sounds such as footsteps, chatter, medical equipment beeping, doors opening and closing, intercom announcements, and overhead paging.

Environmental sounds can provide contextual information to users about the activities and events occurring within the hospital environment, helping to convey the sense of a busy and bustling healthcare facility.

## Animation:

Hospital Staff and Environment NPCs: Animated hospital staff NPCs (non-Player Characters) enrich the virtual environment, engaging in tasks such as conversing and interacting with patients who are seeking assistance. These animations instill a sense of realism and liveliness within the hospital setting, enhancing the user's immersion in their role as a hospital administrator.

## Interactivity:

#### Dialogue System:

Virtual characters within the environment are equipped with an intelligent dialogue system that enables them to understand and respond to users' inquiries and statements. These characters can engage in scripted conversations, provide information, answer questions, and offer guidance based on predefined dialogue trees.

#### Contextual Understanding:

The dialogue system is designed to have contextual understanding, allowing virtual characters to interpret the meaning and intent behind users' spoken words. This enables more natural and meaningful interactions, as characters can respond appropriately to the specific context of the conversation.

#### Dynamic Feedback:

Users receive dynamic feedback from virtual characters based on their interactions and inquiries. This feedback can include spoken responses, gestures, facial expressions, and animations, conveying information, emotions, and reactions in a lifelike manner.

#### Interactive Objects and Environments:

Users can interact with objects and environments within the virtual space using voice commands. For example, they can verbally instruct virtual characters to perform actions, trigger events, or aid with tasks such as operating medical equipment, navigating the environment, or accessing information.

## Characters/Avatars:

Mixamo is a platform that enables developers to create and customize 3D character models and animations. In Unity, you can use Mixamo avatars to bring more life to your game. Here's a general process:

**Upload Your Character:** You start by uploading your 3D character model onto Mixamo<sup>123</sup>. If your model isn't recognized by Mixamo's auto-rigging, you may need to adjust the model and put it into a T-Pose<sup>4</sup>.

**Rigging:** Mixamo will automatically rig your model, creating a skeleton that can be used for animation<sup>123</sup>.

**Choose Animations:** You can then choose from a wide variety of animations available on Mixamo<sup>123</sup>.

**Download:** Once you've chosen your animations, you can download them as an FBX file for Unity<sup>123</sup>.

**Import to Unity:** Import the FBX file into your Unity project. Make sure to import it to the same folder as the other animations<sup>2</sup>.

**Adjust Import Settings:** Adjust the import settings to match the original animations<sup>2</sup>.

**Animator Controller:** Create an animator controller and animation state machine for character<sup>3</sup>.

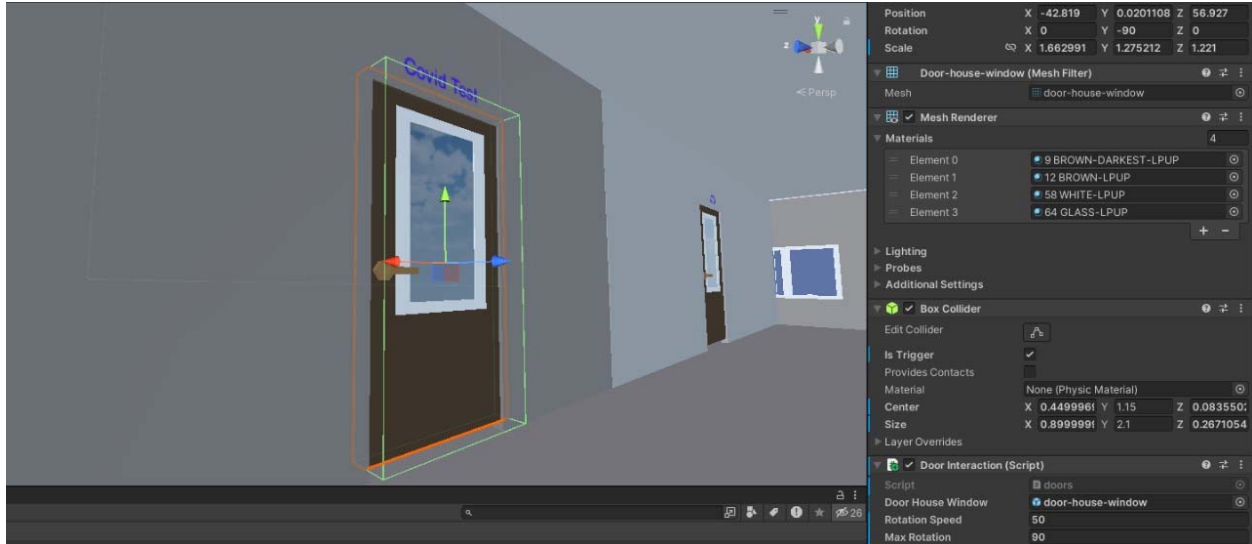
**Control Animation:** Finally, control the animation with a script and keyboard input<sup>3</sup>.



## Screenshots:

### Hospital Environment Interaction:

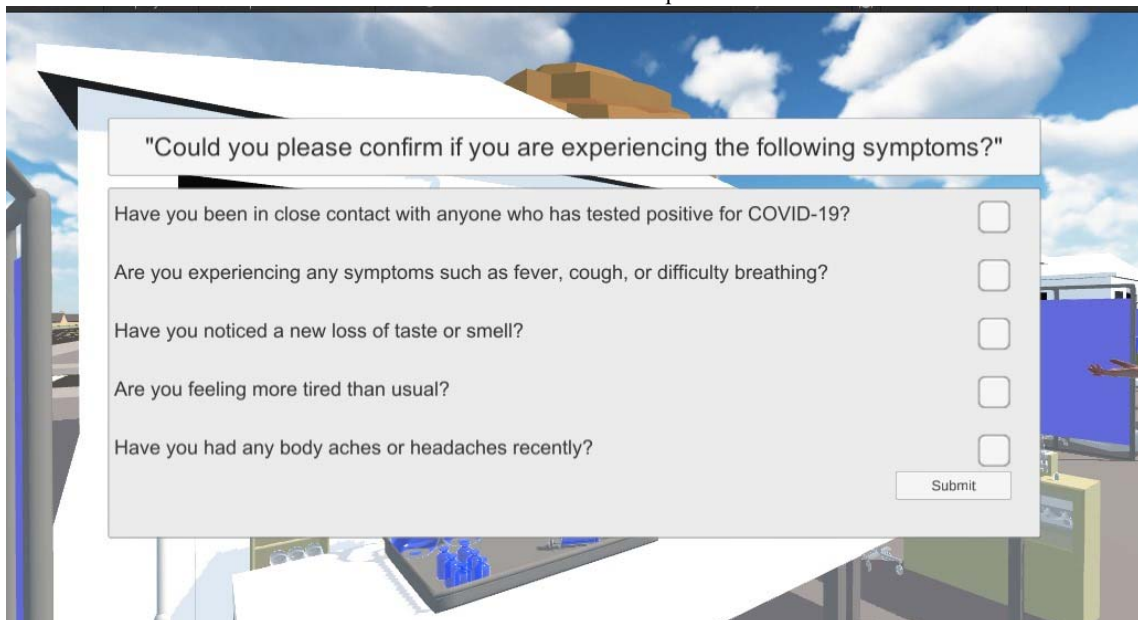
Users can interact with various elements within the virtual hospital environment, such as doors, equipment, and objects. This functionality allows users to explore the hospital setting and interact with objects as they would in a real-world scenario.



Reference Image 1

### Symptoms Recognition Simulation:

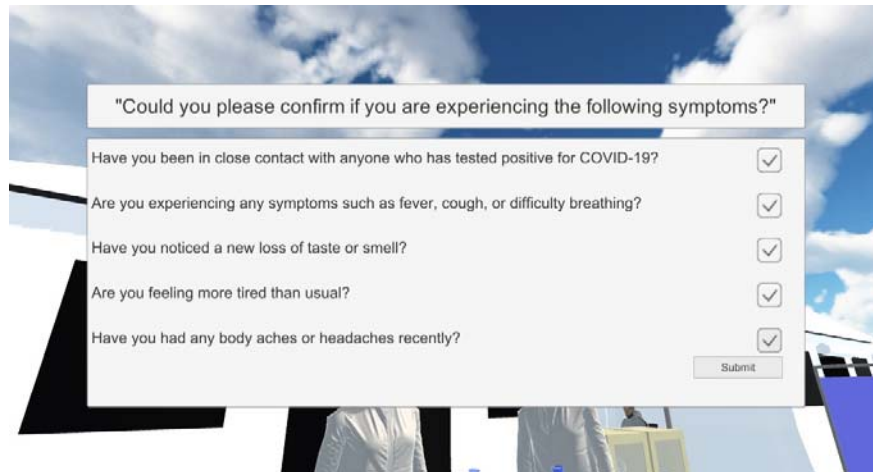
Users engage in simulated scenarios where they identify and assess patients exhibiting symptoms of COVID-19. This functionality includes recognizing common symptoms such as fever, cough, and shortness of breath, and taking appropriate actions based on established protocols.



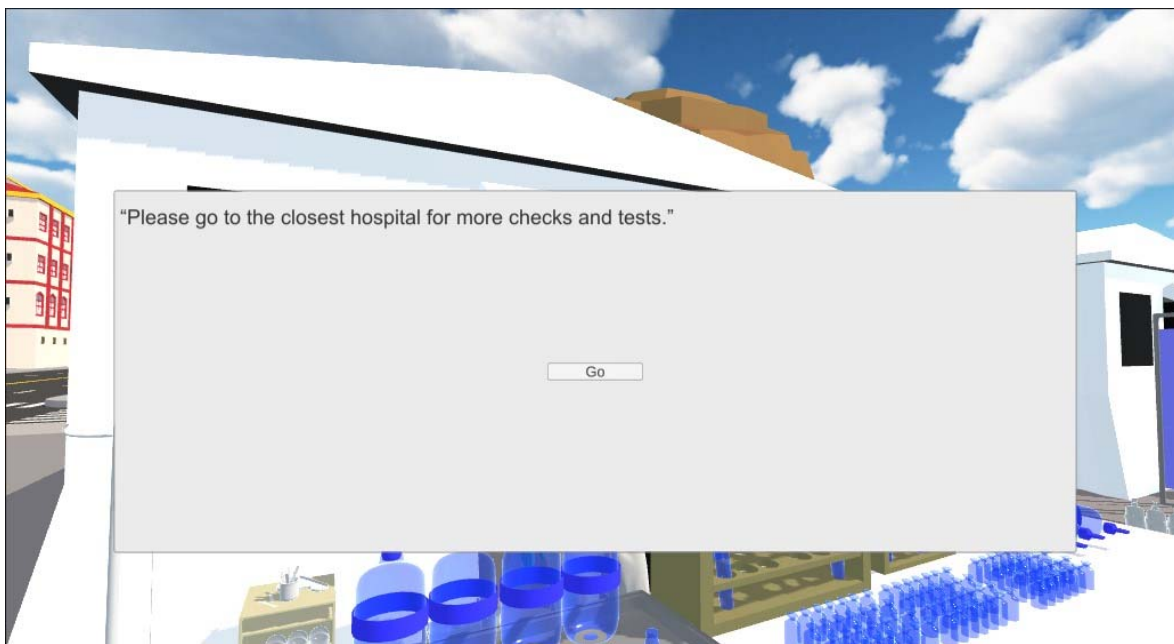
Reference Image 2

### Precautions Implementation:

The application simulates the implementation of COVID-19 precautions within the hospital environment, including infection control measures, patient triage, and isolation protocols. Users practice applying precautions such as hand hygiene, surface disinfection, and PPE use to prevent the spread of the virus.



Reference Image 3



Reference Image 4

#### Tutorial and Guidance System:

The application includes a tutorial and guidance system to assist users in navigating the virtual environment and understanding COVID-19 precautions and protocols. This functionality provides users with step-by-step instructions and helpful tips to enhance their learning experience and ensure adherence to best practices.

#### Integration with VR Hardware:

"MediSim VR" seamlessly integrates with virtual reality hardware, enabling users to immerse themselves fully in the virtual environment while learning about COVID-19 precautions and protocols. This functionality enhances user engagement and facilitates effective learning and training experiences.

#### Accessibility Features:

"MediSim VR" includes accessibility features to accommodate users with diverse needs and abilities, ensuring that all users can effectively engage with COVID-19 precautions and scenarios.

## V. Conclusion

MediSim VR integrates complex hospital management scenarios into a user-friendly VR platform, making it an indispensable tool for training healthcare administrators. The project highlights the benefits of immersive learning and prepares users for real-world challenges in healthcare management. Future enhancements will focus on expanding scenarios and integrating more advanced AI elements to simulate unpredictable real-life events more effectively.

## Acknowledgment

We thank Dr. Sharad Sharma for. Special thanks to external resources used, including models from <https://assetstore.unity.com/> , <https://elevenlabs.io/> , <https://www.autodesk.com/products/maya/overview?term=1-YEAR&tab=subscription> , <https://unity.com/unity-hub> , <https://www.mixamo.com/> .

## References

- Park, J. H., Lee, Y., & Hong, J. (2020). Virtual Reality Simulation-Based Training in Healthcare. *The Korean Journal of Medical Education*, 32(2), 95–106.
- Marques, R., & Sousa, P. (2020). Management Games in Healthcare Education: A Systematic Literature Review. *International Journal of Environmental Research and Public Health*, 17(18), 6648.
- Ruivo, M. S., & Miranda, T. (2019). Virtual Patients for Training and Assessment of Clinical Reasoning Competence: A Systematic Review. *Medical Teacher*, 41(4), 413–420.
- Rosen, M. A., & Greenberg, J. (2020). Integrating COVID-19 Simulation Models into Pandemic Response and Preparedness. *Journal of Healthcare Management*, 65(4), 237–244.
- Ficarra, B. J., et al. (2020). Virtual Reality Crisis Training: Preparing Hospital Staff for the COVID-19 Pandemic. *Journal of Medical Internet Research*, 22(12), e23853.